

**CHALAPATHI INSTITUTE OF PHARMACEUTICAL SCIENCES**  
**CHALAPATHI NAGAR, LAM, GUNTUR**  
**BALANCE SHEET AS ON 31.03.2017**

LIABILITIES	AMOUNT	ASSETS	AMOUNT
<b>Capital Funds</b>		<b>Fixed Assets</b>	19894101.39
Members Contribution	6908133.11	<b>Buildings</b>	
Add: Excess of Income over expenditure	4428970.51	<b>Buildings</b>	21700716.14
Add: UGC Funds	112500.00	<b>Land</b>	452700.00
	<b>11449503.92</b>		<b>42047517.53</b>
<b>Loans &amp; Advances</b>		<b>Current Assets</b>	
S.B.I - 34687221566	11219212.50	Electrical deposit	164830.00
S.B.I - 33698820026	4118672.50	Fee Receivable	19556216.00
S.B.I - 34771149995	35118192.00	Fire Safety Deposit	235774.00
	<b>50456077.00</b>	Fixed Deposit	2900000.00
<b>UNSECURED LOANS</b>		Gas Cylinder Deposit	4000.00
Advance From Y.V.Anjaneyulu (HUF)	749293.13	NS S Programme	2000.00
	<b>749293.13</b>	Salary Advances	225356.00
			<b>23088176.00</b>
<b>Current Liabilities &amp; Provisions</b>		<b>Cash &amp; Bank Balances</b>	
Basco Systems (p) limited	6816.00	S.B.I 30033864459	-565592.73
Bus Rent Payable	176517.00	LVB 04093600000064	995435.25
Focus media Creatives	35650.00	LVB 04093010002244	82375.00
Harish Engineering works	68175.00	S.B.I 32721902355	815.00
Pharma Book syndicate	59518.00	S.B.I 32721990502	1742.00
M& M solar Systems	30000.00	Cash	2510.00
Modern Lab Interiors	50000.00		<b>517284.52</b>
National Scientific Product	91778.00		
Professional Tax Payable	8450.00		
Provident fund payable	83557.00		
Saru Soft Technologies	800.00		
Salaries and wages payable	189690.00		
Sri Lakshmi Agencies	6516.00		
Spark Advertisement	2364.00		
Teja videos	104100.00		
Trichee- Ed equipment	10000.00		
T D S Payable	1783.00		
	<b>2998004.00</b>		
	<b>65652978.05</b>		<b>65652978.05</b>



0.00

For C.M. RAO & Co.,  
Chartered Accountants

G. Venkateswara Rao  
(Partner)



**PRINCIPAL F.A.C.**  
**B.S.S.B. DEGREE COLLEGE**  
**TADIKONDA-522 236**

**PRINCIPAL**

Chalapathi Institute of Pharmaceutical Sciences  
(Autonomous)  
Chalapathi Nagar, LAM, GUNTUR-34

**PRINCIPAL**

Chalapathi Institute of Pharmaceutical Sciences  
(Autonomous)  
Chalapathi Nagar LAM, GUNTUR-34

**CHALAPATHI INSTITUTE OF PHARMACEUTICAL SCIENCES**  
**CHALAPATHI NAGAR, LAM, GUNTUR**  
**INCOME & EXPENDITURE STATEMENT ACCOUNT FOR THE YEAR 31.03.2017**


EXPENDITURE	AMOUNT	INCOME	AMOUNT
Advertisement and Publicity	916470.00	Exam Fee	2470606.00
AICTE	100000.00	Bus Fee	761500.00
Animal house Maintenance	325302.00	Intrast on Fixed Deposits	30698.00
Bank Charges	2111.50	Misc. Fee	171053.00
Bus Rent	1923341.00	Special Fee	2186000.00
Car Maintenance	146546.00	Tution Fee	49008900.25
College Affiliation Fee	897500.00		
College Function Expences	1888699.00		
Computer & Internet Maintenance	175003.00		
Depreciation of Fixed Assets	5000299.54		
Electrical Power Charges	263873.00		
Employer Provident Fund	1094572.00		
Exam Expenses	2505536.00		
Generator Maintenance	36855.00		
GGH Maintenance	246427.00		
Institution Maintenance	298123.00		
Insurance	180492.00		
Interest on ICICI Bank	8531.40		
Interest on SBI	3496340.00		
Internship Training	975000.00		
Laboratory Maintenance	606953.00		
Library Maintenance	101762.00		
Medical Garden Maintenance	988698.00		
Misc. Exp.,	8590.00		
Postage and Telegram	19216.00		
Printing and Stationary	1165321.00		
Property Tax	352428.00		
Repairs and Maintenance	1381362.00		
Salaries and Wages	23975716.00		
Sports and Games Expenses	37543.00		
Staff welfare	321108.00		
Telephone Rental Charges	209341.00		
Transport Charges	8052.00		
Travelling and Conveyance	277606.00		
Van Maintenance	13167.00		
Visiting Faculty Remuneration	365000.00		
Excess of Income Over Expenditure	4428970.81		
	54628757.25		54628757.25
			0.00

For CMDRAO & Co.,  
Chartered Accountants

G. Venkateswararao  
(Partner)



PRINCIPAL F.A.C.  
B.S.S.B. DEGREE COLLEGE  
ONDA-522 236



PRINCIPAL  
Chalapati Institute of Pharmaceutical Sciences  
(Autonomous)  
Chalapati Nagar, LAM, GUNTUR-34

Chalapati Institute of Pharmaceutical Sciences  
(Autonomous)  
Chalapati Nagar, LAM, GUNTUR-34

**CHALAPATHI INSTITUTE OF PHARMACEUTICAL SCIENCES**  
Chalpathi Nagar, Lam, GUNTUR

Annexure -1

**DEPRECIATION STATEMENT AS PER INCOME TAX AS ON 31.03.17**

S.No	Name of the Assets	W.D.V. As On 01.04.2015	Before Sep-16	Additions	After Sep-16	Less Is of ass.	Total Value As on 31.03.2017	Rate of Depn.	Depreciation	W.D.V. As On 31.03.2017
1	Air Conditioners	263456.92					263456.92	15.00%	39518.54	223938.38
2	Bore Well	44600.88					44600.86	15.00%	6690.13	37910.73
3	Busses (2)	488236.50					488236.50	15.00%	73235.48	415001.03
4	Buildings	24111908.83					24111908.83	10.00%	2411190.88	21700716.14
6	Car AP078T 7989	420226.55					420226.55	15.00%	63033.98	357192.56
7	Colour Television Set	80845.86					80845.86	15.00%	12126.88	68718.98
8	Communication syst.	49412.27				15500	64912.27	15.00%	7411.84	57500.43
9	Computers	191176.57	19280			693130	903536.57	60.00%	126243.84	777292.63
10	Electrical Equipment	1016721.92	393050			2290376	3700147.92	15.00%	211465.79	3488882.13
11	Electrical Motors	18060.98					18060.98	15.00%	2709.15	15351.84
12	Furniture & Fixture	2458318.62	101000			709978	3269296.62	10.00%	255931.86	3013364.76
13	Gas Equipments	4478.70					4478.70	15.00%	671.80	3806.89
14	Generator	375312.15					375312.15	15.00%	56286.82	319015.33
15	Gesteiner Printer	13295.51					13295.51	15.00%	1994.33	11301.18
16	Kitchen Equipments	242786.31					242786.31	15.00%	36417.95	206368.36
17	Land	452700.00					452700.00	0.00%	0.00	452700.00
18	Lab Equipment	820983.25	337285			637935	9176203.25	15.00%	1280740.24	7895463.02
19	Lab Fittings	155163.63					155163.63	15.00%	23274.54	131889.09
20	Library Books	1721544.46	55327			36886	1813457.48	10.00%	177687.15	1635770.34
21	Name Board	3180.27					3180.27	15.00%	477.04	2703.23
22	Office Equipment	37450.69					37450.69	10.00%	3745.07	33705.62
23	Projector	8254.83					8254.83	15.00%	1238.22	7016.60
24	Refrigerator	16218.27					16218.27	15.00%	2432.74	13785.53
25	Rikshaw	1329.66					1329.66	15.00%	199.45	1130.22
26	School Vans (1)	298411.89					298411.89	15.00%	44761.78	253650.11
27	Sports Equipment	69590.55				12319	81909.55	15.00%	10438.58	71470.97
28	Steam Equipments	20802.10					20802.10	15.00%	3120.32	17681.79
29	Van AP07TE 0959	741697.22					741697.22	15.00%	111254.58	630442.64
31	Water Purifier	90024.09					90024.09	15.00%	13503.61	76520.48
32	Xerox Machine	149913.57					149913.57	15.00%	22487.03	127426.53
	<b>Grand Total</b>	<b>41746101.07</b>	<b>908892.00</b>		<b>4395824.00</b>	<b>0.00</b>	<b>47047817.07</b>		<b>600299.54</b>	<b>42047517.53</b>



**C.M. RAO & Co.**  
Chartered Accountants  
Principal F.A.C.  
B.S.S.B. DEGREE COLLEGE  
TADIKONDA-522 236  
Chalpathi Nagar, Lam, GUNTUR-34

*(Signature)*  
PRINCIPAL

Chalpathi Institute of Pharmaceutical Sciences  
(Autonomous)  
Chalpathi Nagar, LAM, GUNTUR-34

(=)

# CHALAPATHI INSTITUTE OF PHARMACEUTICAL SCIENCES

Chalapathi Nagar, Lam, Guntur

Balance Sheet as on 31.03.2018

Liabilities	Amount	Assets	Amount
<b>Capital Funds</b>		<b>Fixed Assets</b>	1,93,58,628.59
Members Contribution	67,56,778.08	<b>Buildings</b>	
Add:UGC Grants	10,46,589.00	Buildings	2,68,49,730.48
Add:Excess of Expenditure Over Income	20,46,122.72	Land	4,52,700.00
	<b>98,49,489.80</b>		<b>4,66,61,059.07</b>
<b>SECURED LOANS</b>		<b>Current Assets</b>	
Reliance Commercial Finance Limited	6,65,00,000.00	Eletrical deposit	1,64,830.00
	<b>6,65,00,000.00</b>	Fee Receivable	1,73,57,979.00
<b>Current Liabilities &amp; Provisions</b>		Fire Safty	2,35,774.00
Basco Systems Pvt.Ltd.,	7,016.00	Fixed Deposits	61,17,907.00
Focus Media Creatives	9,200.00	Gas Cylinder Deposit	4,000.00
Pharma Book Cyndicate	1,047.00	TDS	34,627.00
NSS Programme	10,149.00	Salary Advances	-1,778.00
Professional Tax Payable	9,650.00		<b>2,39,13,339.00</b>
Provident Fund Payable	89,095.00	<b>Cash &amp; Bank Balances</b>	
Salaries & Wages Payable	21,57,789.00	LVB 04093010002244	72,187.00
Sidhartha Tiles & Sanitory (P) Limied	1,170.00	LVB 04093600000064	64,50,019.06
Sri Lakshmi Agencies	16,532.00	S.B.I 30033864459	17,41,843.07
Sunrise Lift	3,00,000.00	S.B.I 32721902355	15,803.60
	<b>26,01,648.00</b>	S.B.I 32721990502	1,759.00
		Cash	95,128.00
			<b>83,76,739.73</b>
	<b>7,89,51,137.80</b>		<b>7,89,51,137.80</b>



Normal  
12/8/2021

PRINCIPAL

Chalapathi Institute of Pharmaceutical Sciences  
(Autonomous)  
Chalapathi Nagar LAM, GUNTUR-34.

[Signature]

President

Chalapathi Educational Society  
Chalapathi Nagar,  
LAM, GUNTUR-522 034.

# CHALAPATHI INSTITUTE OF PHARMACEUTICAL SCIENCES


(13)


CHALAPATHINAGAR, LAM, Guntur.

## INCOME & EXPENDITURE STATEMENT FOR THE YEAR 31.03.2018

Expenditure	Amount	Income	Amount
Advertisement and Publicity	✓ 8,08,728.00	Exam Fee	27,53,575.00
AICTE Fee	✓ 2,00,000.00	Interest on Fixed Deposits	3,58,992.00
Animal House Maintenance	1,81,597.00	Special Fee	23,12,750.00
Bank Charges	✓ 3,552.09	Tution Fee	5,35,26,000.00
Bus Rent	✓ 20,16,320.00	Bus Fee	17,27,000.00
Car Maintenance	✓ 2,66,858.00	Misc.Fee	3,39,383.00
Car Rent	✓ 7,085.00		
College Affiliation Fee	✓ 25,73,883.00		
Computer Maintenance	2,32,330.00		
Depreciation of fixed assets	58,20,774.47		
Electrical Power Charges	85,623.00		
Employer Provident Fund	11,58,985.00		
Exam Expenses	21,67,307.00		
Faculty Development Programme	68,867.00		
Functions & Celebrations	11,96,639.00		
Medical, Garden Maintenance	14,34,954.00		
Guest Faculty Remuneration	3,97,200.00		
Generator Maintenance	48,105.00		
Insurance	40,578.00		
Institution Maintenance	4,49,883.00		
Interest on Reliance Finance Ltd.	45,61,348.00		
Interest On SBI	20,94,589.00		
Interest on TDS	6,230.00		
Intership Training	9,00,000.00		
Laboratory Maintenance	11,52,620.00		
Library Maintenance	1,27,095.00		
Misc., Expenditure	40,834.00		
Postage and Telegram	8,514.00		
Printing and Stationary	7,91,889.00		
Rates & Taxes	1,79,387.00		
Repairs and Maintenance	90,197.00		
Salaries and Wages	2,63,99,847.00		
Seminars & Workshops	15,34,991.00		
Sports Expenses	33,640.00		
Staff welfare	4,77,248.00		
Telephone Rental Charges	2,52,410.00		
Travelling and Conveyance	3,35,470.00		
Uptran Fee	8,26,000.00		
Excess of Income Over Expenditure	20,46,122.72		
<b>TOTAL PAYMENTS</b>	<b>6,10,17,700</b>		<b>6,10,17,700</b>



  
 18/12/2021  
**PRINCIPAL**  
 Chalapathi Institute of Pharmaceutical Sciences  
 (Autonomous)  
 Chalapathi Nagar LAM, GUNTUR-34

  
**President**  
 Chalapathi Educational Society  
 Chalapathi Nagar,  
 LAM, GUNTUR-522 034.

# CHALAPATHI INSTITUTE OF PHARMACEUTICAL SCIENCES

Chalpathi Nagar, Lam, GUNTUR

Annexure -1

## DEPRECIATION STATEMENT AS PER INCOME TAX AS ON 31.03.18

S.No	Name of the Assets	W.D.V. As On 01.04.2017	Additions Before Sep-17	After Sep-17	Less Depreciation upto 31.03.2018	Total Value As on 31.03.2018	Rate of Dep.	Depreciation	W.D.V. As On 31.03.2018
1	Air Conditioners	2,23,938.38	91,300.00	59,000.00		3,74,238.38	15.00%	51,710.76	3,22,527.62
2	Bore Well	37,910.73				37,910.73	15.00%	5,686.61	32,224.12
3	Buses	4,15,001.03				4,15,001.03	15.00%	62,250.15	3,52,750.87
4	Buildings	2,17,00,716.14		77,04,301.00		2,94,05,017.14	10.00%	25,55,286.66	2,68,49,730.48
5	Car AP07BT 7989	3,57,192.56				3,57,192.56	15.00%	53,578.88	3,03,613.68
6	Colour Television Set	68,718.98				68,718.98	15.00%	10,307.85	58,411.13
7	Communication syst.	57,500.43	2,00,000.00	43,660.00		3,01,160.43	15.00%	41,899.56	2,59,260.87
8	Computers	7,77,292.63		3,39,000.00		11,16,292.63	40.00%	3,78,717.05	7,37,575.58
9	Electrical Equipment	34,88,682.13	79,100.00	24,490.00		35,92,272.13	15.00%	5,37,004.07	30,55,268.06
10	Electrical Motors	15,351.84				15,351.84	15.00%	2,302.78	13,049.06
11	Furniture & Fixture	30,13,364.76	1,79,475.00	1,10,000.00		33,02,839.76	10.00%	3,24,783.98	29,78,055.78
12	Gas Equipments	3,806.89				3,806.89	15.00%	571.03	3,235.86
13	Generator	3,19,015.33				3,19,015.33	15.00%	47,852.30	2,71,163.03
14	Gestetner Printer	11,301.18				11,301.18	15.00%	1,695.18	9,606.01
15	Kitchen Equipments	2,06,368.36				2,06,368.36	15.00%	30,955.25	1,75,413.11
16	Land	4,52,700.00				4,52,700.00	0.00%	-	4,52,700.00
17	Lab Equipment	78,95,463.02	6,28,917.00	8,20,907.00		93,45,287.02	15.00%	13,40,225.03	80,05,061.99
18	Lab Fittings	1,31,889.09				1,31,889.09	15.00%	19,783.36	1,12,105.72
19	Library Books	16,35,770.34	1,17,000.00	1,24,489.00		17,71,436.34	10.00%	1,70,919.18	16,00,517.16
20	Name Board	2,703.23				2,703.23	15.00%	405.48	2,297.75
21	Office Equipment	33,705.62	8,500.00			42,205.62	10.00%	4,220.56	37,985.06
22	Projector	7,016.60		10,000.00		17,016.60	15.00%	1,802.49	15,214.11
23	Refrigerator	13,785.53				13,785.53	15.00%	2,067.83	11,717.70
24	Rikshaw	1,130.22				1,130.22	15.00%	169.53	960.68
25	School Vans	2,53,650.11				2,53,650.11	15.00%	38,047.52	2,15,602.59
26	Sports Equipment	71,470.97				71,470.97	15.00%	10,720.65	60,750.32
27	Steam Equipemnts	17,681.79				17,681.79	15.00%	2,652.27	15,029.52
28	Van AP07TE 0959	6,30,442.64				6,30,442.64	15.00%	94,566.40	5,35,876.24
29	Water Purifier	76,520.48				76,520.48	15.00%	11,478.07	65,042.41
30	Xerox Machine	1,13,426.53				1,13,426.53	15.00%	19,113.98	1,08,312.55
	<b>Grand Total</b>	<b>4,50,47,517.54</b>	<b>11,98,469.00</b>	<b>92,35,847.00</b>	<b>-</b>	<b>5,24,81,833.54</b>		<b>58,20,774.47</b>	<b>4,66,61,059.07</b>



Principal  
Chalapathi Institute of Pharmaceutical Sciences  
Chalapathi Nagar, Lam, GUNTUR-34

President  
Chalapathi Educational Society  
Chalapathi Nagar,  
LAM, GUNTUR-52 00

# Chalapathi Institute of Pharmaceutical sciences

Chalapathi Nagar, Lam, Guntur

Balance Sheet as on 31.03.2019

Liabilities	Amount	Assets	Amount
<b>Capital Funds</b>		<b>Fixed Assets</b>	
Members Contribution	2,08,27,386.24	Buildings	-
Add: Excess of Expenditure over Income	25,92,419.69	Buildings	2,61,84,648.38
	-	Land	4,52,700.00
	<b>2,34,19,805.93</b>		<b>4,88,05,048.09</b>
<b>SECURED LOANS</b>		<b>Current Assets</b>	
Cholamandalam Investment & Finance co ltd	8,03,757.00	Electrical deposit	1,64,830.00
Rellance Commercial Finance Limited	5,92,42,617.00	Fee Receivable	2,83,03,144.00
	<b>6,00,46,374.00</b>	Fire Safety	2,35,774.00
<b>Current Liabilities &amp; Provisions</b>		Gas Cylinder Deposit	4,000.00
Ambica Engineers	3,15,000.00	Tds	58,787.00
Audit Fee Payable	39,333.00	Fixed Deposit	81,06,889.00
Basco Systems Pvt Ltd.,	5,900.00	NSS Programme	2,651.00
Deepa Frame Works	7,000.00	Intership Training	7,50,000.00
DST Our research programme	2,71,677.00		<b>3,76,26,075.00</b>
Pharma Book Cyndicate	51,348.00	<b>Cash &amp; Bank Balances</b>	
Pharmacy council of India	3,00,000.00	LVB - 04093010002244	1,92,385.00
Professional Tax Payable	8,500.00	LVB - 04093600000064	2,02,671.17
Provident Fund Payable	78,535.00	S.B.I 30033864459	(51,186.93)
Rajendra Electric Corporation	22,425.00	S.B.I 32721902355	3,196.60
Salaries & Wages Payable	21,91,273.00	S.B.I 32721990502	1,362.00
Siddhartha Tiles & Sanitary (p) limited	1,170.00	Cash	4,849.00
Suvarna Tyre Junction	21,200.00		
TDS Payable	4,759.00		
	<b>33,18,120.00</b>		<b>3,53,176.84</b>
	<b>8,67,84,299.93</b>		<b>8,67,84,299.93</b>

For C. M. RAO & Co  
Chartered Accountant

G. Venkateswara Rao  
Partner  
06/2020



*Principals*  
PRINCIPAL  
18/8/2020

Chalapathi Institute of Pharmaceutical Sciences  
(Autonomous)  
Chalapathi Nagar LAM, GUNTUR-34.

**CHALAPATHI INSTITUTE OF PHARMACEUTICAL SCIENCES**  
**CHALAPATHI NAGAR, LAM, GUNTUR**

EXPENDITURE	TOTAL	INCOME & EXPENDITURE STATEMENT FOR THE YEAR 31.03.2019					INCOME				
		B. PHARMACY	PHARMAD	M. PHARMACY	PHARMAD (PBI)	PHARMAD (PBI)	B. PHARMACY	PHARMAD	M. PHARMACY	PHARMAD (PBI)	
Advertisement and Publicity	5,26,625.00	2,55,463.00	2,14,770.00	40,266.00	13,423.00	30,01,106.10					
Annual House Maintenance	2,46,679.00	1,23,340.00	98,671.00	10,001.00	8,107.00	5,48,094.00					
Auto Tyre	30,333.00	35,399.00	1,966.00	1,180.00	788.00	23,00,000.00					
Bank Charges	20,222.00	10,201.00	8,289.00	1,554.00	519.00	14,75,200.00					
Bus Rent	16,16,815.00	1,09,106.00	1,26,728.00	1,36,261.00	45,420.00	6,91,80,000.00					
Car Maintenance	2,61,666.00	1,28,893.00	1,00,096.00	18,875.00	4,292.00	7,65,80,000.00					
College Milling Fee	37,37,732.00	23,08,281.00	6,65,012.00	4,28,455.00	69,846.00	19,80,75,706					
Computer Maintenance	1,23,339.00	68,819.00	45,376.00	8,509.00	2,896.00	6,24,296.00					
Depreciation of fixed assets	90,63,093.00	25,84,258.00	18,38,656.00	13,87,498.00	2,82,372.00						
Electrical Power Charges	24,721.00	5,99,224.00	2,95,278.00	1,33,406.00							
Employer Provident Fund	11,26,908.00	14,58,164.50	2,30,798.00	1,30,203.00	89,623.00						
Exam Expenses	4,13,076.00	2,06,598.00	1,65,230.00	20,981.00	10,327.00						
Faculty Development Programme	31,501.00	15,750.00	12,600.00	2,363.00	788.00						
Furniture Repairing Charges	61,967.00	30,930.00	24,744.00	4,640.00	1,547.00						
Generator Maintenance	5,28,697.01	2,94,343.50	2,11,474.80	38,651.53	13,217.18						
Gas & Faculty Fluorination	9,53,774.00	2,73,542.00	6,84,176.00	72,093.00	24,023.00						
Institution Maintenance	2,98,915.00	1,19,457.00	95,596.00	17,919.00	5,973.00						
Insurance	62,828.00	31,484.00	25,171.00	4,720.00	1,573.00						
Interest on Chidambalam Investment	85,75,913.00	15,37,957.00	32,84,659.00	34,38,020.00	3,14,397.00						
Interest on Reliance Finance Ltd	18,92,280.00	9,46,140.00	7,66,912.00	1,41,921.00	47,307.00						
Laboratory Maintenance	7,85,025.50	1,88,012.50	3,35,210.00	2,82,882.00	20,961.00						
Medical Garden Maintenance	8,079.00	4,039.00	3,932.00	608.00	202.00						
Postage and Telegram	8,77,194.00	2,38,920.00	3,51,136.00	2,65,838.00	21,948.00						
Printing and Stationary	1,88,283.00	94,162.00	75,345.00	14,127.00	4,708.00						
Rates & Taxes	2,34,956.00	1,17,478.00	93,982.00	17,892.00	5,874.00						
Repair and Maintenance	1,18,864.00	59,432.00	47,545.00	8,815.00	2,972.00						
Repairs and Maintenance - Equipment	2,99,64,654.00	1,91,71,942.00	68,30,628.00	41,45,451.00	2,972.00						
Salaries & Wages	8,46,876.00	3,29,154.00	63,688.00	21,157.00							
Seminars & Workshops											
<b>TOTAL</b>											



Chartered Accountant

Signature  
 19/8/2019  
 H.K. Karaswamy

18/8/2019

PRINCIPAL  
 Chalapati Institute of Pharmaceutical Science  
 (Autonomous)  
 Chalapati Nagar LAM, GUNTUR-34.

Signature



# CHALAPATHI INSTITUTE OF PHARMACEUTICAL SCIENCES

Chalpathi Nagar, Lam, GUNTUR

Annexure - 1


## DEPRECIATION STATEMENT AS PER INCOME TAX AS ON 31.03.2019

S.No	Name of the Assets	W.D.V. As On		Additions		Less	Total Value As on		Rate of Dep.	Depreciation	W.D.V. As On
		01.04.2018	01.04.2019	Before Sep-18	After Sep-18		31.03.2019	31.03.2019			
1	Air Conditioners	3,22,527.62		1,04,900.00			4,27,427.62	15.00%	64,114.14	3,63,313.48	
2	Bore Well	32,224.12					32,224.12	15.00%	4,833.62	27,390.50	
3	Buses (2)	3,52,750.88					3,52,750.88	15.00%	52,912.63	2,99,838.25	
4	Buildings	2,68,49,730.48			21,26,201.00		2,89,75,931.48	10.00%	27,91,283.10	2,61,84,648.38	
5	Car AP07BT 7989	3,03,613.68				3,03,000.00	613.68	15.00%	613.68	(0.00)	
6	Car AP07EA 1785			11,25,307.00			11,25,307.00	15.00%	1,68,796.05	9,56,510.95	
7	Colour Television Set	58,411.13					58,411.13	15.00%	8,761.67	49,649.46	
8	Communication syst	2,59,260.87					2,59,260.87	15.00%	38,889.13	2,20,371.74	
9	Computers	7,37,575.58		10,800.00	74,000.00		8,22,375.58	25.00%	1,96,343.90	6,26,031.69	
10	Electrical Equipment	30,55,268.06			1,35,600.00		31,90,868.06	15.00%	4,68,460.21	27,22,407.85	
11	Electrical Motors	13,049.06					13,049.06	15.00%	1,957.36	11,091.70	
12	Furniture & Fixture	29,78,055.78		3,32,907.00	6,62,503.00		39,73,465.78	10.00%	3,64,221.43	36,09,244.35	
13	Gas Equipments	3,235.86				3,000.00	235.86	15.00%	35.38	200.48	
14	Generator	2,71,163.03					2,71,163.03	15.00%	40,674.45	2,30,488.57	
15	Gestetner Printer	9,606.00					9,606.00	15.00%	106.00	9,500.00	
16	Kitchen Equipments	1,75,413.11					1,75,413.11	15.00%	26,311.97	1,49,101.14	
17	Land	4,52,700.00					4,52,700.00	0.00%	-	4,52,700.00	
18	Lab Equipment	80,05,061.99		1,99,546.00	31,58,423.00		1,13,63,030.99	15.00%	14,67,572.92	98,95,458.07	
19	Lab Fittings	1,12,105.73					1,12,105.73	15.00%	16,815.86	95,289.87	
20	Library Books	16,00,517.16		2,82,017.00	47,568.00		19,30,102.16	10.00%	1,90,631.82	17,39,470.34	
21	Name Board	2,297.75				2,200.00	97.75	15.00%	97.75	-	
22	Office Equipment	37,985.06					37,985.06	10.00%	3,798.51	34,186.55	
23	Projector	15,214.11					15,214.11	15.00%	2,482.12	12,731.99	
24	Refrigerator	11,717.70					11,717.70	15.00%	1,757.66	9,960.05	
25	Rikshaw	960.69			14,700.00		15,660.69	15.00%	1,246.60	14,414.09	
26	School Vans (1)	2,15,602.59					2,15,602.59	15.00%	32,340.39	1,83,262.20	
27	Sports Equipment	60,750.32			1,00,000.00		1,60,750.32	15.00%	16,612.55	1,44,137.78	
28	Steem Equipemnts	15,029.52					15,029.52	15.00%	2,254.43	12,775.09	
29	Van AP07TE 0959	5,35,876.24					5,35,876.24	15.00%	80,381.44	4,55,494.81	
30	Water Purifier	65,042.41			13,000.00		78,042.41	15.00%	10,731.36	67,311.05	
31	Xerox Machine	1,08,312.55			1,57,300.00		2,65,612.55	15.00%	28,044.38	2,37,568.17	
	<b>Grand Total</b>	<b>4,66,84,059.09</b>		<b>20,55,477.00</b>	<b>64,89,295.00</b>	<b>3,17,700.00</b>	<b>5,48,88,131.09</b>		<b>608,3082.49</b>	<b>4,88,05,048.59</b>	

  
 18/03/2019



**PRINCIPAL**  
 Chalapathi Institute of Pharmaceutical Sciences  
 (Autonomous)  
 Chalapathi Nagar Lam, GUNTI JR-37

  
 16/03/2020

EXPENDITURE	TOTAL	B. PHARMACY	PHARMA-D	M. PHARMACY	PHARM-D (PB)	INCOME	TOTAL	B. PHARMACY	PHARMA-D	M. PHARMACY	PHARM-D (PB)
Sports Expenses	1,43,518.00	71,759.00	57,407.00	10,764.00	3,588.00						
Staff welfare	2,90,701.00	1,45,350.00	1,16,200.00	21,603.00	7,288.00						
Telephone Rental Charges	98,697.00	44,348.00	35,479.00	6,852.00	2,217.00						
Placements and training	1,00,805.00	89,402.00	64,322.00	12,081.00	4,020.00						
Transport Charges	35,232.00	17,666.00	14,053.00	2,635.00	878.00						
Travelling and Conveyance	1,53,112.00	76,558.00	61,245.00	11,489.00	3,828.00						
Excess of Income Over Expenditure	25,92,416.09	(16,27,190.50)		12,20,828.47	1,406.82						
	6,64,55,849.10	3,04,01,324.00	17,58,816.00	1,22,42,081.00	10,62,895.00		6,54,85,849.10	3,04,01,324.00	2,17,59,636.10	1,22,42,081.00	10,53,808.00

Not C. M. KAO & Co  
Chartered Accountant

*[Signature]*  
16/12/20  
E. Venkateswara Rao



*[Signature]*

PRINCIPAL  
Chalapathi Institute of Pharmaceutical Sciences  
(Autonomous)  
Chalapathi Nagar LAM, GUNTUR-34.

2019-2020

(19)

## CHALAPATHI INSTITUTE OF PHARMACEUTICAL SCIENCES

Chalapathi Nagar, Lam, Guntur


Balance Sheet as on 31.03.2020

Liabilities	Amount	Assets	Amount
<b>Capital Funds</b>		<b>Fixed Assets</b>	
Members Contribution	5,41,41,350.42	Buildings	-
Add: Excess of Income over Expenditure	39,77,877.43	Buildings	3,19,12,076.29
Add: UGC Project	15,42,753.80	Land	4,52,700.00
	5,17,06,226.79		5,72,19,389.29
<b>SECURED LOANS</b>		<b>Current Assets</b>	
Cholamandalam Investment & Finance Co Ltd	6,46,807.00	B. Srinivasa Rao	1,129.00
Reliance Commercial Finance Limited	5,14,54,819.40	Electrical deposit	1,64,830.00
	5,21,01,626.40	Fee Receivable	4,81,92,612.00
<b>Current Liabilities &amp; Provisions</b>		Fire Safety	2,35,774.00
DST/ SERB Project	9,24,213.00	Fixed Deposit	19,29,593.00
Harish Engineering works	77,850.00	Gas Cylinder Deposit	4,000.00
National Scientific Product	5,92,796.00	NSS Programme	3,651.00
Pharma Book Cyndicate	41,074.00	Salary Advance	24,456.00
Professional Tax Payable	11,450.00		
Provident Fund Payable	99,016.00		5,05,56,045.00
R.S. Traders	19,902.00	<b>Cash &amp; Bank Balances</b>	
Rajendra Electric Corporation	74,454.00	LVB - 04093010002244	70,465.00
Salaries & Wages Payable	26,39,634.00	LVB - 04093600000064	1,86,760.99
Siti Solars India (p) Ltd	1,04,500.00	LVB - 0409338000000495	2,92,792.80
Sri Lakshmi Agencies	20,810.00	LVB - 0409338000000509	1,58,988.00
Sri Sai Interiors	20,070.00	S.B.I 30033864459	20,774.51
Suvama Tyre Junction	27,960.00	S.B.I 32721902355	3,196.60
TDS Payable	73,390.00	Cash	26,560.00
	47,27,119.00		7,59,537.90
	10,85,34,972.19		10,85,34,972.19



For C. M. RAO & Co.  
Chartered Accountants

*Wen*  
25/3/2020  
A. Venkateswara Rao



*Y.V. Anjaneyulu*  
(Y.V. Anjaneyulu)  
President  
Chalapati Educational Society  
Chalapati Nagar,  
LAM, GUNTUR-522 034.

*Principals*  
12/3/2020  
PRINCIPAL

Chalapati Institute of Pharmaceutical Sciences  
(Autonomous)  
Chalapati Nagar LAM, GUNTUR-34.

# CHALAPATHI INSTITUTE OF PHARMACEUTICAL SCIENCES

## CHALAPATHI NAGAR, LAM, GUNTUR

INCOME & EXPENDITURE STATEMENT ACCOUNT FOR THE YEAR 31.03.2020

EXPENDITURE	AMOUNT	INCOME	AMOUNT
Advertisement	11,16,132.00	Bus Fee	15,72,100.00
Animal House Maintenance	1,37,894.00	Exam Fee	28,64,075.00
Audit Fee	54,500.00	Misc. Fee	18,733.31
Bank Charges	1,36,892.07	Special Fee	26,39,650.00
College Affiliation Fee	11,51,002.32	Tution Fee	5,92,76,350.00
Computer Maintenance	1,82,438.00	Interest on Fixed Deposits	1,34,521.00
Electrical Power Charges	1,49,781.00		
Employer Provident Fund	13,02,631.00		
Exam Expenses	8,89,575.00		
Faculty development Programme	41,960.00		
Garden Maintenance	97,060.00		
Generator Maintenance	85,879.00		
Guest Lecturer Remuneration	5,15,195.00		
Institution Maintenance	3,81,739.00		
Insurance	84,776.00		
Interest on Cholamandalam Investment & finance	80,662.00		
Interest on Reliance commercial financial limited	80,95,046.92		
Interest on TDS	38.00		
Internet Charges	80,624.00		
Intership Training	7,50,000.00		
Laboratory Maintenance	22,18,385.00		
Library Maintenance	3,71,348.00		
Medical Garden & Drug Musium Maintenance	5,74,050.00		
Misc. Exp.,	2,135.00		
Placement Exp.,	54,234.00		
Postage and Telegram	4,610.00		
Printing and Stationary	14,17,511.00		
Repairs and Maintenance	2,31,989.00		
Seminars & work shop expences	9,48,876.00		
Sports Expenses	97,134.00		
Staff welfare	2,11,901.00		
Telephone Rental Charges	84,975.00		
Transport Charges	92,806.66		
Travelling and Conveyance	2,65,788.00		
<b>Rates &amp; Taxes:</b>			
Property Taxes	1,97,772.00		
<b>Vehicle Maintenance:</b>			
Bus Rent	23,77,500.00		
Car Maintenance	1,86,496.00		
Car Rent	36,879.00		
<b>Salaries and Wages</b>	<b>3,28,58,161.00</b>		
Depreciation on Fixed Assets	52,61,174.91		
<b>Excess of Income over Expenditure</b>	<b>39,77,877.43</b>		
	<b>6,65,05,429.31</b>		<b>6,65,05,429.31</b>

For C. M. RAO & Co

Chartered Accountant

25/11/2020

Partner


G. Venkateswara Rao



18/2/2020

PRINCIPAL

Chalapathi Institute of Pharmaceutical Sciences  
(Autonomous)  
Chalapathi Nagar LAM, GUNTUR-34.



(Y. V. Anjaneyulu)

President

Chalapathi Educational Society  
Chalapathi Nagar,  
LAM, GUNTUR-522 034.

CHALAPATHI INSTITUTE OF PHARMACEUTICAL SCIENCES  
Chalpathi Nagar, Lam, GUNTUR  
Annexure - 1

DEPRECIATION STATEMENT AS PER INCOME TAX AS ON 31.03.2020

S.No	Name of the Assets	W.D.V. As On 01.04.2019	Additions Before Sep-19	After Sep-19	Less Sale of assets	Total Value As on 31.03.2020	Rate of Dep	Depreciation	W.D.V. As On 31.03.2020
1	Air Conditioners	3,78,715.48	1,10,340.00			4,89,055.48	15.00%	73,358.32	4,15,697.16
2	Bore Well	85,179.67				85,179.67	15.00%	12,776.95	72,402.72
3	Buses	2,99,838.24				2,99,838.24	15.00%	44,975.74	2,54,862.51
4	Buildings	2,79,99,399.25				3,33,12,046.25	5.00%	13,99,969.96	3,19,12,076.29
5	Car APOTEA 1785	9,56,510.95		53,12,647.00		9,56,510.95	15.00%	1,43,478.64	8,13,034.31
6	Colour Television Set	49,649.46				49,649.46	15.00%	7,447.42	42,202.04
7	Communication syst.	2,48,655.06				2,62,155.06	15.00%	39,323.26	2,22,831.80
8	Computers	9,27,373.93				14,12,373.93	15.00%	2,11,856.09	12,00,517.84
9	Electrical Equipment	27,34,054.34				29,40,620.34	15.00%	4,27,542.35	25,13,077.99
10	Electrical Motors	11,091.70		1,80,676.00		11,091.70	15.00%	1,663.76	9,427.95
11	Furniture & Fixture	36,30,347.11	6,40,900.00	1,53,100.00		44,24,347.11	10.00%	4,34,779.71	39,89,567.40
12	Generator	2,30,488.57				2,30,488.57	15.00%	34,573.29	1,95,915.29
13	Kitchen Equipments	1,49,101.14				1,49,101.14	15.00%	22,365.17	1,26,735.97
14	Land	4,52,700.00				4,52,700.00	0.00%	-	4,52,700.00
15	Lab Equipment	1,02,94,791.43	15,32,197.00	10,91,500.00		1,29,18,488.43	15.00%	18,55,910.76	1,10,62,577.67
16	Lab Fittings	95,289.87				95,289.87	15.00%	14,283.48	80,996.39
17	Library Books	17,46,078.28	3,28,097.00			20,74,165.28	10.00%	2,07,416.53	18,66,748.75
18	Office Equipment	34,951.55				34,951.55	10.00%	3,495.16	31,456.40
19	Projector	13,569.50				13,569.50	15.00%	2,036.42	11,534.07
20	Refrigerator	9,960.05				9,960.05	15.00%	1,494.01	8,466.04
21	Rikshaw	14,414.08				14,414.08	15.00%	2,162.11	12,251.97
22	Sports Equipment	1,44,137.78		30,219.00		2,34,356.78	15.00%	32,887.09	2,01,469.69
23	Steam Equipments	12,775.09	60,000.00			12,775.09	15.00%	1,918.26	10,856.83
24	Van APOTTE 0959	6,38,757.01				6,38,757.01	15.00%	95,813.55	5,42,943.46
25	Water Purifier	67,311.05				67,311.05	15.00%	10,096.66	57,214.39
26	Water Tanker	7,85,000.00				7,85,000.00	15.00%	1,17,750.00	6,67,250.00
27	Xerox Machine	2,37,568.17	80,000.00	1,88,800.00		5,06,368.17	15.00%	64,795.23	4,44,572.94
	Grand Total	5,14,62,708.74	1,40,000.00	69,56,942.00		6,24,30,664.74		52,61,174.91	5,72,19,389.82

C. V. RAO & Co  
Chartered Accountants  
25/11/2020



Principal  
Chalpathi Institute of Pharmaceutical Sciences  
(Autonomous)  
Chalpathi Nagar LAM, GUNTUR-34.



(Y.V. Anjaneyulu)  
Principal  
Chalpathi Educational Society  
Chalpathi Nagar,  
LAM, GUNTUR-522 034.

2020-21

23

# CHALAPATHI INSTITUTE OF PHARMACUTICAL SCIENCES

Chalapathi Nagar, Lam, Guntur

Balance Sheet as on 31.03.2021

Liabilities	Amount	Assets	Amount
<b>Capital Funds</b>		Fixed Assets	2,14,47,442.53
Members Contribution	5,43,37,716.77	Buildings	
Add: Excess of Income over Expenditure	20,28,869.42	Buildings	3,03,16,472.47
Add: UGC Project	3,78,907.00	Land	4,52,700.00
Add: Usha Aggarwal Trust	5,00,000.00		5,22,16,615.00
	5,72,45,493.19	<b>Current Assets</b>	
<b>SECURED LOANS</b>		Electrical deposit	1,64,830.00
Cholamandalam Investment & Finance co ltd	4,71,696.00	Fee Receivable	5,46,78,570.00
Axis Bank	5,03,59,803.00	Fire Safety	2,35,774.00
	5,08,31,499.00	Fixed Deposit	49,29,593.00
<b>Current Liabilities &amp; Provisions</b>		Gas Cylinder Deposit	4,000.00
Aamoda Publications (p) limited	4,37,750.00	NSS Programme	4,651.00
Basco Systems (p) limited	15,069.00	Salary Advance	41,331.00
DST/ SERB Project	11,04,593.00		6,00,58,749.00
Harish Engineering works	77,850.00	<b>Cash &amp; Bank Balances</b>	
National Scientific products	3,19,001.00	LVB - 04093010002244	3,08,139.00
Pharma Book Cyndicate	16,642.00	LVB - 04093600000064	19,896.22
Professional Tax Payable	11,100.00	LVB - 040933800000495	8,81,172.80
Provident Fund Payable	76,091.00	LVB - 040933800000509	2,80,788.50
R.S. Traders	2,285.00	S.B.I 30033864459	4,70,811.07
Salaries & Wages Payable	23,38,922.00	S.B.I 32721902355	3,196.60
Suvarna Tyre Junction	27,960.00		19,64,004.19
TDS Payable	98,178.00		
University Fee Payable	16,22,060.00		
Yucca Enterprises	14,875.00		
	61,62,376.00		
	11,42,39,368.19		11,42,39,368.19

For **C.M. RAO & CO.**  
Chartered Accountants


*Venkateswara Rao*  
Partner

**PRINCIPAL**  
Chalapathi Institute of Pharmaceutical Sciences  
(Autonomous)  
Chalapathi Nagar LAM, GUNTUR.

EXPENDITURE	AMOUNT	INCOME	AMOUNT
Advertisement	10,63,578.00	Bus Fee	15,29,300.00
Animal House Maintenance	13,974.00	Exam Fee	28,76,804.00
Audit Fee	57,400.00	Misc.Fee	11,764.00
Bank Charges	6,728.04	Special Fee	19,85,550.00
College Affiliation Fee	40,69,132.00	Tution Fee	4,32,19,190.00
Computer Maintenance	4,99,181.00		4,96,22,608.00
Electrical Power Charges	1,14,656.00	Interest on FDR'S	
Employer Provident Fund	10,54,110.00	Interest on Fixed Deposits	1,11,355.00
Exam Expenses	5,58,098.16		
Faculty development Programme	26,600.00		
Generator Maintenance	23,089.00		
Guest Lecturer Remuneration	2,39,222.00		
Institution Maintenance	13,803.81		
Insurance	52,180.00		
Internet	1,01,149.00		
Interest on Cholamandalam Investment & finance	62,501.00		
Interest on Reliance commercial financial limited	75,03,459.03		
Interest on Axis Bank	1,85,576.00		
Intership Training	7,50,000.00		
Laboratory Maintenance	12,28,976.72		
Library Maintenance	1,07,759.00		
Medical Garden & Drug Musium Maintenance	2,87,850.00		
Placement Exp.,	12,000.00		
Postage and Telegram	8,308.00		
Printing and Stationary	7,05,230.00		
Repairs and Maintenance	74,367.00		
Seminars & work shop expences	17,390.00		
Sports Expenses	34,360.00		
Seed money (Research)	67,194.00		
Staff welfare	62,708.00		
Telephone Rental Charges	57,641.00		
Tax Representation Fee	33,400.00		
Transport Charges	5,166.00		
Travelling and Conveyance	1,000.00		
	<b>1,90,97,786.76</b>		
<b>Rates &amp; Taxes:</b>			
Property Taxes	2,07,662.00		
	<b>2,07,662.00</b>		
<b>Vehicle Maintenance:</b>			
Bus Rent	3,49,020.00		
Car Maintenance	1,32,706.00		
	<b>4,81,726.00</b>		
Depreciation on Fixed Assets	50,31,116.82		
Salaries and Wages	2,28,86,802.00		
Excess of Income over Expenditure	20,28,869.42		
	<b>4,97,33,963.00</b>		<b>4,97,33,963.00</b>

For G.M. RAO & CO.  
Chartered Accountants  
G. Venkateswara Rao  
Partner

PRINCIPAL  
Chalapathi Institute of Pharmaceutical Sciences  
(Autonomous)  
Chalapathi Nagar LAM, GUNTUR.



# CHALAPATHI INSTITUTE OF PHARMACEUTICAL SCIENCES

Chalpathi Nagar, Lam, GUNTUR

Annexure -1

## DEPRECIATION STATEMENT AS PER INCOME TAX AS ON 31.03.2021

S.No.	Name of the Assets	W.D.V. As On		Additions	Less	Total Value As on	Rate of Dep.	Depreciation	W.D.V. As On
		01.04.2020	31.03.2021						
1	Air Conditioners	4,15,697.16				4,15,697.16	15.00%	62,354.57	3,53,342.58
2	Bore Well	72,402.72				72,402.72	15.00%	10,860.41	61,542.31
3	Buses	2,54,862.51				2,54,862.51	15.00%	38,229.38	2,16,633.13
4	Buidings	3,19,12,076.29				3,19,12,076.29	5.00%	15,95,603.81	3,03,16,472.47
5	Car AP07EA 1785	8,13,034.31				8,13,034.31	15.00%	1,21,955.15	6,91,079.16
6	Colour Television Set	42,202.04				42,202.04	15.00%	6,330.31	35,871.74
7	Communication syst.	2,22,831.80				2,22,831.80	15.00%	33,424.77	1,89,407.03
8	Computers	12,00,517.84				12,00,517.84	15.00%	1,80,077.68	10,20,440.16
9	Electrical Equipment.	25,13,077.99	11,700.00			25,24,777.99	15.00%	3,77,839.20	21,46,938.79
10	Electrical Motors	9,427.95				9,427.95	15.00%	1,414.19	8,013.75
11	Furniture & Fixture	39,89,567.40				39,89,567.40	10.00%	3,98,956.74	35,90,610.66
12	Generator	1,95,915.29				1,95,915.29	15.00%	29,387.29	1,66,527.99
13	Kitchen Equipments	1,26,735.97				1,26,735.97	15.00%	19,010.40	1,07,725.57
14	Land	4,52,700.00				4,52,700.00	0.00%	-	4,52,700.00
15	Lab Equipment	1,10,62,577.67				1,10,62,577.67	15.00%	16,59,386.65	94,03,191.02
16	Lab Fittings	80,996.39				80,996.39	15.00%	12,149.46	68,846.93
17	Library Books	18,66,748.75	16,642.00			18,83,390.75	10.00%	1,87,506.97	16,95,883.77
18	Office Equipment	31,456.40				31,456.40	10.00%	3,145.64	28,310.76
19	Projector	11,534.07				11,534.07	15.00%	1,730.11	9,803.96
20	Refridgerator	8,466.04				8,466.04	15.00%	1,269.91	7,196.13
21	Rikshaw	12,251.97				12,251.97	15.00%	1,837.80	10,414.17
22	Sports Equipment	2,01,469.68				2,01,469.68	15.00%	30,220.45	1,71,249.23
23	Steem Equipemnts	10,858.83				10,858.83	15.00%	1,628.82	9,230.00
24	Van AP07TE 0959	5,42,943.46				5,42,943.46	15.00%	81,441.52	4,61,501.94
25	Water Purifier	57,214.39				57,214.39	15.00%	8,582.16	48,632.23
26	Water Tanker	6,67,250.00				6,67,250.00	15.00%	1,00,087.50	5,67,162.50
27	Xerox Mechine	4,44,572.94				4,44,572.94	15.00%	66,685.94	3,77,887.00
	<b>Grand Total</b>	<b>5,72,19,389.82</b>		<b>28,342.00</b>		<b>5,72,47,731.82</b>		<b>50,31,116.82</b>	<b>5,22,16,615.00</b>

C.M. RAO & CO.  
Chartered Accountants

*(Signature)*  
Partner

**PRINCIPAL**  
Chalpathi Institute of Pharmaceutical Sciences  
(Autonomous)  
Chalpathi Nagar LAM, GUNTUR-

*(Signature)*